

Candidate Name _____

Centre Number	Candidate Number										

EXAMINATIONS COUNCIL OF ZAMBIA

Examination for General Certificate of Education Ordinary Level

Fashion and Fabrics 6050/1

PAPER 1 THEORY

Thursday

21 JULY 2016

Additional materials:
Answer Booklet
Coloured pencils (not yellow)
Ruler
Small piece of fabric, needle and thread

Time: 2 hours

Instructions to Candidates

- 1 Write your name, centre number and candidate number in the spaces at the top of this page and on all separate Answer Booklets.

Section A

- 2 Answer **all** questions. Write your answers in the spaces provided on the question paper.

Section B

- 3 Answer **any three** questions. Write your answers on the separate Answer Booklet provided.
- 4 At the end of the examination:
 - (i) fasten any separate Answer Booklet used securely to the question paper,
 - (ii) enter the numbers of the Section B questions you have answered in the grid below.

Information for Candidates

The number of marks is given in brackets [] at the end of each question or part question.

The insert is for use for question 1.

You are advised to spend not more than 40 minutes on Section A. You should illustrate your answers by means of clear, bold diagrams wherever possible. You may use a needle and thread and a small piece of fabric to help in making drawings of stitches. This fabric should not be handed in with your answers.

You may use the silhouette when preparing outlines for fashion sketches.

Cell phones are not allowed in the examination room.

Candidate's Use	Examiner's Use
Section A	
Section B	
<i>Total</i>	

SECTION A [26 MARKS]

Answer **all** questions in this section.

1 (a) Refer to the insert. Name the style features using at least two words in each case.

(i) (v)

(ii) (vi)

(iii) (vii)

(iv) (viii)

[8]

(b) The pattern suggests using voile and jersey fabrics to make the top, view **A**. Complete the following details by picking one of the mentioned fabrics.

Fabric name:

Fibre:

Structure:

Appearance:

Feel/handle:

Weight:

[5]

(c) A French seam has been chosen to join the side of the top, view **A**. Give **two** reasons why French seam could be suitable.

(i)

(ii)

[2]

(d) Underline the odd one out in the following, and give a reason for your choice.

(i) Bra, half-slip, pant, petticoat, blouse.
.....
.....

[2]

(ii) Warp, yarn, weft, selvedge, fabric.
.....
.....

[2]

(iii) Weaving, mercerisation, felting, bonding knitting.
.....
.....

[2]

- (e) (i) Describe fully the type of scissors you would use to make a buttonhole on a shirt.

.....

.....

.....

[4]

- (ii) A long sleeve with a cuff requires an opening. What is the name of the opening.

.....

.....

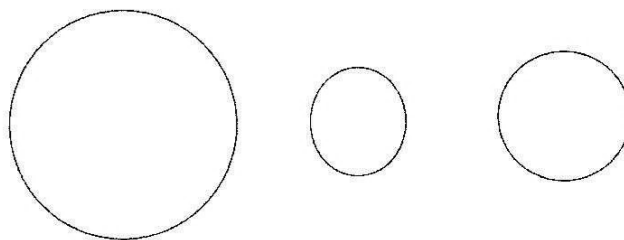
[1]

[26 marks]**SECTION B [54 MARKS]**

Answer any **three** questions from this section. Write your answers on the Answer Booklet provided.

- 2 (a) Give **three** points to consider when choosing a style for children's wear. Give a reason for each point. [6]
- (b) What **four** qualities would you look for when selecting fabric to construct a child's dress. [4]
- (c) A child's dress made of printed poplin has a hole.
- (i) Name a suitable type of patch to be worked and give one reason why it is suitable. [2]
- (ii) Name **two** methods of darning [2]
- (iii) Give **two** general rules to be observed when darning children's clothes. [2]
- (d) How would you establish that prices are realistic when buying children's clothes? Give two points. [2]
- [18 marks]**
- 3 (a) (i) Define interfacing. [2]
- (ii) What is the other name for interfacing? [1]
- (b) Explain the reasons for interfacing a garment? [4]
- (c) What type of materials are used for interfacing? [4]
- (d) Mention **two** types of fabrics which should be used for interfacing and give examples. [4]
- (e) Distinguish between interfacing and lining? [3]
- [18 marks]**

- 4 (a) Define the following terms:-
- | | | |
|--------------|---------------|-----|
| (i) Fibre | (iv) Filament | |
| (ii) Yarn | (v) Staple | |
| (iii) Fabric | (vi) Blend | [6] |
- (b) Name and briefly describe two main types of yarn made from wool. [4]
- (c) Yarn is sometimes spun from two or more fibres of different origin.
- (i) Give **two** reasons for blending fibres. [2]
- (ii) Write down **two** advantages and **two** disadvantages of blended fabrics. [4]
- (iii) What finish is applicable to yarn and why? [2]
- [18 marks]**
- 5 (a) Name **three** methods used to transfer pattern markings from a pattern onto the fabric. [3]
- (b) Suggest suitable styles for the following figure type:-
- (i) Short plumpy figure
- (ii) Tall and thin neck
- (iii) Tall and large bust [9]
- (c) Describe clearly with the use of diagrams how you would shorten the pattern for a straight skirt by 4cm. [3]
- (d) Draw the right part of a bodice and indicate at least **three** pattern markings. [3]
- [18 marks]**
- 6 (a) State **four** points to consider when buying an electric sewing machine. [4]
- (b) Explain the advantage of wearing a thimble when hand sewing. [2]
- (c) Illustrate by way of diagrams three other large pieces of needle work equipment other than a sewing machine you would consider to be essential in dress making and why. [6]
- (d) Suggest briefly how to machine stitch fine delicate fabrics. [4]
- (e) Select **two** important measures to be taken when winding a bobbin and inserting it into a bobbin case. [2]
- [18 marks]**



- (a) Trace the largest circle shown above and in it use either one or both of the small circles to create a suitable design for the top of a felt pin cushion. [2]
- (b) (i) Suggest the type of thread and three decorative stitches to be used for the design. Indicate your colour scheme. [5]
- (ii) Make working diagrams of the three decorative stitches to be used. [5]
- (c) (i) The pin cushion will have a quisset 2cm wide. How will you calculate the length of felt required to make the quisset? [1]
- (ii) Name a suitable stitch for joining the sections together. [1]
- (d) (i) Give **your** choice of filling for the pin cushion and state two reasons for your choice. [3]
- (ii) Why is it desirable to use a pin cushion? [1]

[18 marks]

EXAMINATIONS COUNCIL OF ZAMBIA

Examination for General Certificate of Education Ordinary Level

Fashion and Fabrics 6050/1

Paper 1 Theory

Thursday

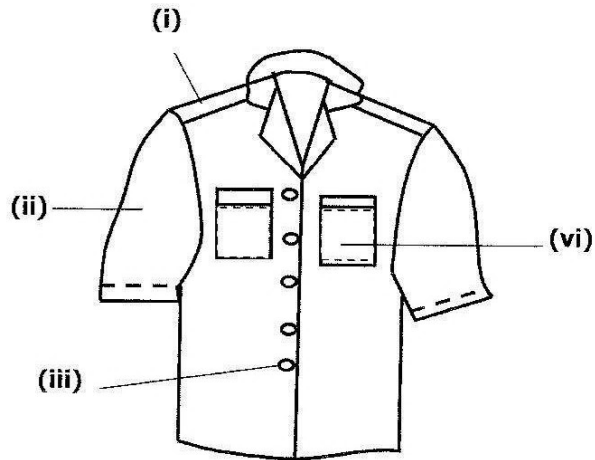
21 JULY 2016

Additional materials:
Answer Booklet
Coloured pencils (not yellow)
Ruler
Small piece of fabric, needle and thread

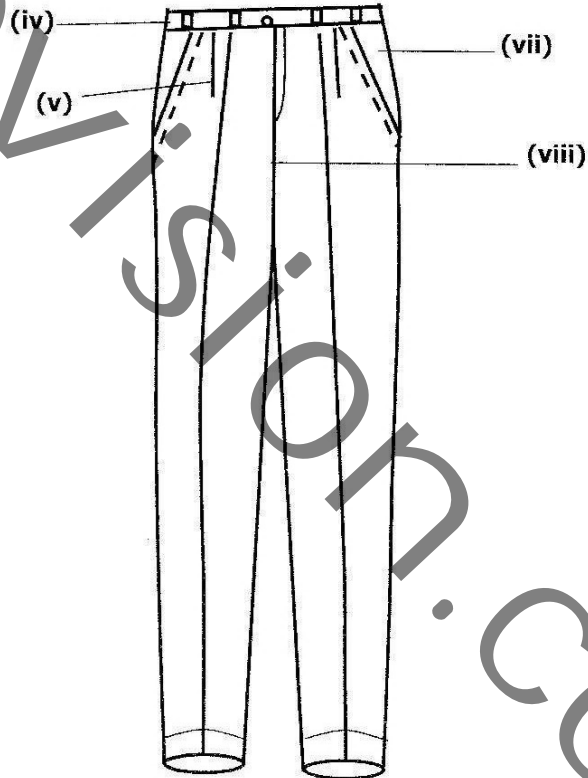
(Insert)


FASHION AND FABRICS 6050/1 PAPER 1 THEORY INSERT

VIEW A



VIEW B





NB: This silhouette may be used when preparing outlines for fashion sketches.