

CANDIDATE'S NAME _____

Centre Number	Candidate Number										

EXAMINATIONS COUNCIL OF ZAMBIA

Examination for General Certificate of Education Ordinary Level

Music

6020/1

Paper 1 Unprepared and Prepared Analysis

Music for section c question 4

Thursday

4 AUGUST 2016

Time: 2 hours 30 minutes

Instructions to Candidates

Write your name, centre number and candidate number in the spaces at the top of this page.

There are **three (3)** sections in this paper.

Section A: Unprepared Work.(Analysis)

Section B: Unprepared work (Music Reading).

Section C: Prepared Work (with score).

Answer **all** questions.

Write your answers in the spaces provided on the question paper.

Information for Candidates

The number of marks is given in brackets [] at the end of each question or part question.

Cell phones are not allowed in the examination room.

For Examiner's Use	
1	
2	
3	
4	
Total	

SECTION A: UNPREPARED WORK [40]

Question 1 Analysis [16 marks]

You will hear a composition played four times. While listening, answer the following questions.

(a) Is the composition in a major or minor key?
..... [2]

(b) Describe the metre of the composition as simple or compound, duple, triple or quadruple.
..... [2]

(c) Circle the appropriate word which best describes the movement of the music
Slow Moderate Fast Very slow [2]

(d) Circle the appropriate word which best describes the style of the composition?
Reggae Calypso Rock Country [2]

(e) List down 3 more instruments other than the voice, that you hear in the composition and for each state the family to which it belongs. The first one has been done for you as an example. [8]

Instruments

Family


- | | | |
|-------|--------|---------|
| (i) | Violin | Strings |
| (ii) | | |
| (iii) | | |
| (iv) | | |

SECTION B: MUSIC READING [24]


Question 2

Four melodies will each be played twice. After the second playing, identify what you hear by writing the correct number that is called for each melody at the top of the correct notation. [12]


Melody:.....




Melody:.....



Melody:.....



Melody:.....



Question 3

You will hear four excerpts of music each played twice. After the second playing, identify the correct notation that matches the rhythm pattern of the music that you hear by writing the correct number that is called for each rhythm at the top of the correct notation. [12]

Pattern:.....



Pattern:.....



Pattern:.....



Pattern:.....



SECTION C: PREPARED WORK (WITH SCORE) [40]

Gavotte en Rondeau, from suit in G minor by J S Bach

Question 4

After listening to the music on CD, study the score provided and answer the following questions:

(a) Give the number of the bar in which the first episode begins.
..... [3]

(b) Give the number of the bar in which the second episode begins.
..... [3]

(c) Give the number of the bar in which the final appearance of A begins. [2]

(d) In what key does the piece end? [2]

(e) In what key is the piece at bar 9? [2]

(f) In what key is the music at bars 11 – 12? [2]

(g) In what key is the music at bars 31 – 32? [4]

(h) In what key is the music at bars 26 – 27? [4]

(i) In what bar is there a repetition of bar 9? [2]

(j) How would you describe the difference between bars 1 – 4 and 4 – 8?
.....
.....
..... [4]

(k) Explain “Allegretto”
.....
..... [2]

(l) Explain “poco rit” (bar 38)
.....
..... [2]

- (m) Look at the music in bar 10 (second part) and bar 11. Using bar numbers, say where this effect is found elsewhere in the piece.

.....
.....

[2]

- (n) What is a gavotte?

.....
.....

[2]

- (o) Give some other titles you would find associated with a gavotte.

.....
.....
.....

[4]

Gavotte en Rondeau

from Suite in G Minor

J.S. Bach

Allegretto

The first system of musical notation for the Gavotte en Rondeau. It consists of two staves: a treble clef staff on top and a bass clef staff on the bottom. The music is in G minor, indicated by two flats (Bb and Eb) in the key signature. The time signature is 3/4. The melody in the treble staff is characterized by eighth-note patterns and rests. The bass staff provides a harmonic accompaniment with chords and single notes.

The second system of musical notation. It continues the piece with similar rhythmic patterns in the treble staff and accompaniment in the bass staff. The notation includes various note values and rests, maintaining the 3/4 time signature.

The third system of musical notation. This system features more complex rhythmic figures in the treble staff, including sixteenth-note runs. The bass staff continues with a steady accompaniment.

The fourth system of musical notation, which concludes the piece on this page. It features a final melodic phrase in the treble staff and a corresponding accompaniment in the bass staff.

Gavotte en Rondeau

The musical score is presented in five systems, each with a grand staff (treble and bass clefs). The key signature is one flat (B-flat major or D minor). The piece is in 3/4 time. Measure numbers 19, 23, 27, 31, and 36 are indicated at the start of their respective systems. The notation includes various rhythmic values such as eighth and sixteenth notes, as well as rests. A 'poco rit' (slightly ritardando) instruction is placed above the staff in the fifth system, starting at measure 38. The score concludes with a double bar line at the end of measure 40.