

GENERAL CERTIFICATE OF EDUCATION BOARD
Technical and Vocational Education Examination

FASHION AND FABRIC DESIGN 1
7185

JUNE 2021

ADVANCED LEVEL

Specialty(Specialty Code)	CLOTHING INDUSTRY(CLIN)
Centre No.	
Centre Name	
Candidate No.	
Candidate Name	

Mobile phones are **NOT** allowed in the examination room

7185 FASHION AND FABRIC DESIGN 1: MULTIPLE CHOICE QUESTION PAPER

One and a half hours

INSTRUCTIONS TO CANDIDATES

Read the following instructions carefully before you start answering the questions in this paper. Make sure you have a soft HB pencil and an eraser for this examination.

1. USE A SOFT HB PENCIL THROUGHOUT THE EXAMINATION.
2. DO NOT OPEN THIS BOOKLET UNTIL YOU ARE TOLD TO DO SO.

Before the examination begins:

3. Check that this question booklet is headed **Advanced Level 7185 FASHION AND FABRIC DESIGN 1**
4. Fill the information required in the spaces above.
5. Fill the information required in the spaces provided on the answer sheet using your HB pencil:
Candidate Name, Exam Session, Subject Code, Centre Number and Candidate Number. Take care that you do not crease or fold the answer sheet or make any marks on it other than those asked for in these instructions.
6. **Answer ALL questions**
7. Each question has **FOUR** suggested answers: **A, B, C** and **D**. Decide on which answer is correct. Find the number of the question on the Answer Sheet and draw a horizontal line across the letter to join the square brackets for the answer you have chosen.
For example, if **C** is your correct answer, mark **C** as shown below:
[A] [B] [C] [D]
8. Mark only one answer for each question. If you mark more than one answer, you will score a zero for that question. If you change your mind about an answer, erase the first mark carefully, then mark your new answer.
9. Avoid spending too much time on any one question. If you find a question difficult, move on to the next question. You can come back to this question later.
10. Do all rough work in this booklet, using, where necessary, the blank spaces in the question booklet.
11. Texts, notes and pre-prepared materials of any kind are also **NOT** allowed in the examination room.
12. **At the end of the examination, the invigilator shall collect the answer sheet first and then the question booklet after. DO NOT ATTEMPT TO LEAVE THE EXAMINATION HALL WITH IT.**

Turn Over

OK

1. Three colors that are at equal distance apart on the color wheel.
- Intermediate or tertiary colors
 - Analogous colors
 - Complementary colors
 - Color triad

2. A palette is known as

- a bowl to mix colors before painting
- a paper on which color can be mixed
- a box to store colors
- any flat surface on which color is mixed before painting

3. One of the following is an attribute of colors

- Hue, value and intensity
- Value, intensity and shade
- Intensity, shade and value
- Shade, intensity and value

4. Identify the name of the hue of fig. 1



Fig.1

- Yellow orange
- Orange
- Red orange
- Deep red

5. Indicate the value of fig. 1

- Dark
- Bright
- Light
- cool

6. State the intensity of fig. 1

- Dull
- Bright
- Warm
- Light

7. Identify a scheme often used to create a point of interest.

- Accented neutral
- Analogous scheme
- Split complementary
- Complementary color scheme

8. Adding of black to a color changes it to

- tint
- shade
- value
- intensity

9. A color that is lightened by adding white

- Tint
- Value
- Shade
- Intensity

10. Identify fig. 2



Fig. 2

- Monochromatic color scheme
- Analogous color scheme
- Triadic color scheme
- Neutral color scheme

11. Figure 3 represents.



Fig.3

- Complementary color scheme
- Analogous color scheme
- Split complementary color scheme
- Triadic color scheme

12. Identify figure 4.



Fig.4

- Complementary
- Analogous
- Split complementary
- monochromatic

13. Differentiate between 4 and 5



4

5

Fig. 5

- Fig. 4 is split complementary while 5 is triadic
- 4 is split complementary while 5 is

- complementary
 C 4 is analogous while 5 is triadic
 D 4 is triadic while 5 is monochromatic
-
14. A yellow and orange blouse accented with blue is an outfit based on
 A complementary scheme
 B split complementary scheme
 C analogous scheme
 D monochromatic scheme
-
15. A yellow-green shirt and red-violet short is an outfit based on
 A analogous scheme
 B complementary scheme
 C monochromatic scheme
 D color scheme
-
16. A violet suit with red violet short will be seen as
 A analogous scheme
 B complementary scheme
 C monochromatic scheme
 D color scheme
-
17. A gray dress accented with yellow green tie is an outfit based on
 A Analogous scheme
 B Accented neutral
 C Split complementary
 D Triadic scheme
-
18. Identify a cool color from the list.
 A Red
 B Green
 C Yellow
 D orange
-
19. The combination of any color with the opposite color is known as
 A complementary
 B primary
 C intermediate
 D tint
-
20. Violet is obtained by mixing
 A blue and yellow
 B red and yellow
 C red and blue
 D yellow and green
-
21. chose the complement of blue green.
 A Yellow-orange
 B Red-oange
 C Orange
 D Red violet
-
22. The color scheme that uses a single color
 A Complementary color scheme
 B Monochromatic color scheme
 C Analogous scheme
 D Tetradic color scheme
-
23. One of the following is a shape with six straight and equal sides.
 A Triangle
 B Pentagon
 C Hexagon
 D Octagon
-
24. Select a line that creates the illusion of increased length
 A Vertical
 B Horizontal
 C Diagonal
 D curved
-
25. The raw materials that must be combined successfully to obtain a good design.
 A Lines
 B Forms
 C Elements
 D Texture
-
26. Choose an element of a garment.
 A fullness
 B Balance
 C harmony
 D Rhythm
-
27. Select a line that gives a natural and continuous effect.
 A Straight
 B Thick
 C Spiral
 D Opposite curve
-
28. Identify the term used for the outside shape of a dress.
 A Fashion
 B Design
 C Silhouette
 D Curved lines
-
29. Identify the correct technique to handle a pencil while drawing.
 A Handle with the tip of the fingers
 B Inbetween the fingers
 C On the palms
 D Hold it very firm and your fingers should be stiff
-

Turn Over

30. Select a plaid fabric from the figure 6 below




Fig. 6

- A 4
- B 3
- C 1
- D 2

31. Identify a check fabric.

- A 2
- B 4
- C 1
- D 3

32. State the name given to 3 above

- A Floral
- B Design
- C Pairsley
- D Natural

33. Choose a suitable name for 4 above

- A Floral fabric
- B Pairsley fabric
- C Check fabric
- D Plaid fabric

34. Identify the name of the fabric in figure 7




Fig.7

- A Dotted
- B Spotted
- C Birdseve fabric
- D Stained fabric

35. A floral fabric can be defined as a fabric with

- A designs on the surface
- B natural designs
- C flowers on its surface
- D fauna on the surface

36. Choose a set of African motif on this figure



Fig.8

- A Cowries, flowers and spider
- B Gong cowries and spider
- C Gong, lizard and cowries
- D Lizard, crap and spider

37. Identify the objects in fig. 9

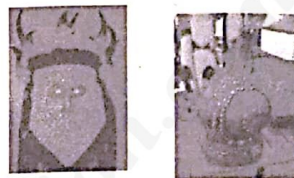


Fig.9

- A A jar and face
- B Calabash and mask
- C A pot and face
- D Calabash and face

38. Indicate what is common on figure 9 above

- A Cowries
- B Color
- C Size
- D Direction

39. Locate the motifs on this figure.



Fig.10

- A Millet, lizard, Kolanut
- B Kolanut, cowries, millet
- C Cowries, lizard, millet
- D Kolanut, millet, lizard

40. State the meaning of kolanut with respect to fig. 10.

- A Cardinal point
- B Wisdom
- C Health
- D Riches

41. Indicate all accessories on the figure.

- A Earing, bracelet, hair, necklace
- B Necklace, bracelet, earrings, bag
- C Bracelet, earrings, necklace, hair
- D Necklace, bracelet, earings, purse

42. Identify the fashion accessories on figure 11



Fig.11

- A Bags and basket
- B Bags, slippers
- C Slippers, box
- D Bag, box

43. Choose a carried accessory from the figure above

- A Bag
- B Slippers
- C Basket
- D Box

44. Explain the head position of fig.12



Fig. 12

- A 3/4 view
 B Profile view
 C 1/8 view
 D Front view
-
45. Choose the length of a profile foot of a 36cm figurine
 A 3.2cm
 B 3.1cm
 C 3.cm
 D 3.3cm
-
46. The designer should follow one of these dressing code while in the workshop
 A Put eye lashes to prevent dirt
 B Wear shoes to cover the feet
 C Wear dresses that cover the body
 D Wear low and smart shoes

47. State the length of a 32cm head figurine.
 A 3.3cm
 B 3.5cm
 C 3.4cm
 D 3.2cm

-
48. Identify the total arm length of a 34cm figurine
 A 9.7cm
 B 9cm
 C 9.8cm
 D 9.6cm

-
49. Select the bust width of a 32 cm figurine.
 A 4.3cm
 B 4.5cm
 C 4.4cm
 D 4.2cm

-
50. The width of the knee of a 36cm figurine is
 A 1.3cm
 B 1.2cm
 C 1.1cm
 D 1.01cm

STOP
GO BACK AND CHECK YOUR WORK